

New Aid Officer Workshop



April 10-12, 2024 · Great Wolf Lodge · Dallas/Grapevine

The image features a stage with red curtains on either side. A yellow spotlight shines down on a central area where the text is located. At the top, there is a dark blue valance with a white scalloped pattern.

Act 1:

Pell Grant &
Campus-Based
Programs

Federal Grants & Campus-Based Aid

Presenters



Erin Dunham
Financial Aid Advisor
San Jacinto College



Bruce Ware
Interim Coordinator for Financial Aid
Houston Community College

Agenda

- **Grants: Types and Eligibility**
 - **Pell Grant**
 - **Federal Supplemental Educational Opportunity Grant (FSEOG)**
 - **TEACH Grant**
 - **Work Study**



Types of Federal Grants

- **Pell Grant**
- **Federal Supplemental Educational Opportunity Grant (FSEOG)**
- **TEACH Grant – Teacher Education Assistance for College and Higher Education**



Pell History


Lois Rice “Mother of the Pell Grant”

- February 28, 1933 – January 4, 2017
- American corporate executive, scholar, and education policy expert
- National Vice President of the College Board 1973 until 1981



Senator Claiborne Pell

- November 22, 1918 – January 1, 2009
- United States Senator of Rhode Island, served 6 terms from 1961-1997
- Pell Grant was approved in 1972 and first awarded for academic year 1973-1974



General Eligibility



- **Valid FAFSA with requirements fulfilled**
- **Meet general student eligibility for Title IV aid**
 - **US Citizen or Eligible Non-Citizen**
 - **Not in default on federal debt**
 - **Aggregate limits not exceeded**
 - **Not owe Title IV refund**
 - **High school graduate or equivalent**
 - **Enrolled in an eligible program at an eligible institution**

Pell Grant Facts

- **Considered the foundation of the financial aid package**
- **Grant = free money, does not need to be repaid**
- **Not all students qualify**



Pell Grant Definitions



- **Scheduled Award**: The maximum Pell Grant a student can receive if enrolled full-time for a full academic year based on the student's COA and SAI.
- **Annual Award**: Scheduled Pell Grant amount adjusted for Enrollment Intensity.
- **Enrollment Intensity**: The percentage of full-time enrollment at which a student is enrolled, then rounded to the nearest whole percent.

Pell Grant Student Eligibility

- **Must be an undergraduate**
- **Must not have previously earned first Bachelors/Professional degree**
- **Must have eligibility remaining in aggregate lifetime limit (LEU – 600%)**
- **Must be enrolled in hours counting toward the degree**



Pell Grant Student Eligibility



Exception to “no prior bachelor’s degree” requirement

Eligible post baccalaureate program – teacher certification

- **Program does not lead to a graduate degree**
- **School offering the program does not also offer a bachelor’s degree in education**
- **Student is pursuing an initial teach certification or license**
- **Program consists of courses required by the state for the certification in elementary or secondary school**

Second Chance Pell/Pell Grant for Prisoners

Pell Eligibility

The FAFSA Simplification Act eliminated the requirement for a student to be enrolled half time to receive more than one full Scheduled Award during an award year (year-round Pell).

Pell Grant Annual Awards and disbursement amounts will now be calculated using “Enrollment Intensity” (a percentage value) rather than enrollment status (e.g., half-time or full-time).

Scheduled Pell Grant Eligibility will be determined in one of three ways:

Maximum Pell Grant	Calculated Scheduled Pell Grant	Minimum Pell Grant
Non-tax filers; or Tax filers, based on: <ul style="list-style-type: none">• AGI• Poverty guidelines• Family size	<ul style="list-style-type: none">• Maximum Published Scheduled Pell Grant minus Calculated SAI	Based on: <ul style="list-style-type: none">• AGI• Poverty guidelines• Family size

Pell Amounts for 2024-25

**Maximum Pell
Grant**

\$7,395

**Calculated
Scheduled Pell
Grant**

\$741 - \$7,394

**Minimum Pell
Grant**

\$740

Minimum Pell is always 10% of the maximum Pell Grant award for the academic year.



Maximum Pell

In general, max Pell eligibility will be calculated automatically, based on the data on the ISIR

Students with an SAI of -1500 will be eligible for maximum Pell.

Maximum Pell amounts will also be assigned to students with an SAI equal to 0 or a calculated SAI in certain situations

Criteria for Max Pell

Federal Income Tax Non-filer

- Dependent student whose parent(s) are not required to file.
- Independent student who is not required to file

Single parent and $AGI > \$0 < = 225\%$ poverty line

- Dependent student's single parent or Independent Single Parent
- Poverty line based on state of legal residence and family size.

Not a single parent and $AGI > \$0 < = 175\%$ poverty line

- Dependent student's married parents or Independent married parents
- Poverty line based on state of legal residence and family size.

Calculated Pell

If a student does not qualify for the maximum Pell amount, they are reviewed for eligibility for a calculated scheduled Pell Grant.



Max Pell Grant – SAI = Calculated Pell Amount
(Rounded to the nearest \$5)

If the SAI is less than 0, treat the SAI as zero when determining Pell grant eligibility.

**What if the Calculated
Scheduled Pell amount
is less than \$740?**

Calculated Pell

Under the following conditions determine if the student may still be eligible for minimum Pell:

- **When the applicant has a SAI that is greater than the award year's maximum Pell Grant award; and**
- **If the applicant's Scheduled Pell Grant is less than the award year's minimum Pell Grant.**

Criteria for Minimum Pell

Dep. Single parent and $AGI > \$0 < = 325\%$ poverty line

Dep. Not a single parent and $AGI > \$0 < = 275\%$ poverty line

Indep. Single parent and $AGI > \$0 < = 400\%$ poverty line

Indep. Married parents and $AGI > \$0 < = 350\%$ poverty line

Indep. Not a parent and $< = 275\%$ poverty line

Poverty line is based on state of residence and family size.



Pell Grant Awards

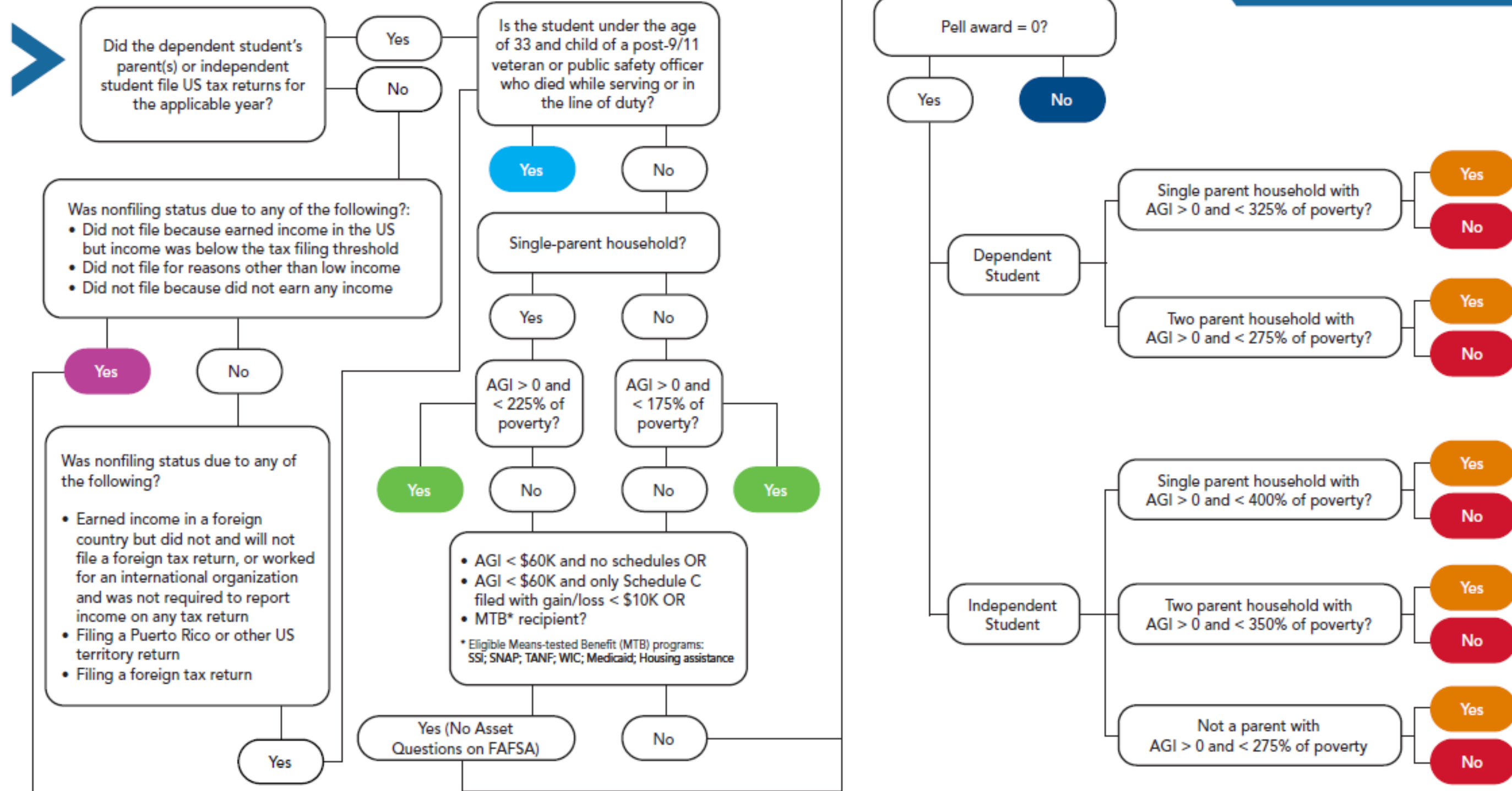


Maximum Pell Grant	Minimum Pell Grant	Calculated Scheduled Award
<ul style="list-style-type: none"> • Maximum Pell Grant indicator • $SAI \leq 0$ • Special Rules for Pell Grant <ul style="list-style-type: none"> ➤ ISAG Indicator ➤ CFH Indicator 	Minimum Pell Grant indicator	Maximum Pell Grant minus SAI
Scheduled Award = Published maximum Pell Grant amount	Scheduled Award = Published minimum Pell Grant amount	Calculated Scheduled Award = Maximum Pell Grant amount – SAI (Rounded to the nearest \$5)

FAFSA SIMPLIFICATION PELL GRANT ELIGIBILITY AND SAI PROCESS FLOW

EFFECTIVE 2024-25 FAFSA

This tool is intended to help FAAs visualize how eligibility for Pell grants and other aid will be determined under the provisions of the 2021 Consolidated Appropriations Act. This is not a representation of the applicant experience or actual FAFSA questions.



Maximum Pell:
Auto -1,500 SAI. Other aid types based on SAI.
No Asset Questions on FAFSA.

Maximum Pell:
Auto 0 SAI. Other aid types based on SAI. No asset questions on FAFSA.

Maximum Pell:
Other aid types based on SAI.

Pell Amount Stays at Calculated Amount:
Other aid types based on SAI.

Minimum Pell:
Other aid types based on SAI.

No Pell:
Other aid types based on SAI.

Pop Quiz #1

How is the minimum Pell Grant calculated each award year?

Pop Quiz #1

How is the minimum Pell Grant calculated each award year?

Minimum Pell is 10% of the Maximum Pell for each award year

Formulas

- Formula 1 – Credit hour program with terms - At least 30 weeks of instructional time, no overlap
- Formula 2 - Credit hour program with terms - Less than 30 weeks of instructional time, no overlap
- Formula 3 - Credit hour program with non-standard terms – Terms may overlap, more or less than 30 weeks
- Formula 4 - Clock Hour and Credit hour program without terms
- Formula 5 - Correspondence Study
- SEE [VOLUME 7 CHAPTER 4](#) of the FSA Handbook

Selecting the Formula to Calculate Federal Pell Grant

	Formula 1	Formula 2	Formula 3	Formula 4	Formula 5
	Credit-Hour Programs	Credit-Hour Programs	Credit-Hour Programs	Clock-Hour and Nonterm Credit-Hour Programs	Correspondence Study ³
Standard terms, nonstandard terms, or nonterm?	Standard terms (academic calendar = 2 semesters or trimesters or 3 quarters)		Nonstandard or standard terms	Clock hour or nonterm credit hour	Correspondence coursework
Academic calendar offered in a specific timeframe?	Offered in a fall through spring timeframe, or in any timeframe if program meets requirements in 690.63(a)(1)(ii)(B) ¹		May be offered in any timeframe		
Overlapping terms?	No overlapping terms			Not applicable	
Weeks in academic calendar?	At least 30 weeks of instructional time ²	Less than 30 weeks of instructional time	Academic calendar may be more or less than 30 weeks of instructional time		
For term-based programs, hours needed for full-time enrollment each term in the award year?	Full time ≥ 12 credit hours		Standard term: Full time ≥ 12 credit hours Nonstandard term: Full time is calculated according to regulatory formula in 690.63(d)	N/A (Full-time annual award is always used)	N/A (No more than 50% Enrollment Intensity is used)

¹Program offered exclusively in standard terms, and institution starts terms for different cohorts of students on a periodic basis (e.g., monthly). Students may not enroll simultaneously in overlapping terms and must remain throughout the program in the cohort in which they started unless they withdraw from or skip a term and re-enroll in a subsequent term.

²Under certain circumstances, ED may grant a school permission to use an academic year of less than 30 weeks. In such cases, the number of weeks of instructional time used to determine the formula type is the reduced number granted by ED.

³Refers to correspondence only; amounts for any residential portion are calculated using Formula 3 or 4, as applicable.

Enrollment Intensity

Standard Terms

Enrolled Credit Hours	Enrollment Category	Enrollment Intensity
12 or more	Full Time	100%
11	Three Quarter Time	92%
10		83%
9		75%
8	Half Time	67%
7		58%
6		50%
5	Less Than Half Time	42%
4		33%
3		25%
2		17%
1		8%

Non-Standard Terms

Credit Hours	Enrollment Category	Enrollment Intensity
10 or more	Full Time	100%
9	Three Quarter Time	90%
8		80%
7	Half Time	70%
6		60%
5		50%
4	Less Than Half Time	40%
3		30%
2		20%
1		10%



Pell Rounding Rules

ED has provided set rounding rules for Scheduled Pell awards that are calculated and rounded to the nearest \$5.

If Calculated Scheduled Award Ends In	Rounding Rule
1 or 2	Round down to 0
3 or 4	Round up to 5
6 or 7	Round down to 5
8 or 9	Round up to 0
0 or 5	No rounding necessary



Pell Calculation Activity

Toffee Community College (TCC) offers a 2-year associate degree program in Computer Applications on its campus. The program's academic year is divided into two 15-week semesters; full time is defined as 12 credits per semester. An optional 10-week summer term is also available, during which full time is defined as 12 hours. None of the terms overlap. TCC defines the program's academic year as 30 weeks of instructional time during which a full-time student is expected to complete 24 semester hours.



Allison

- A second-year student at Toffee Community College in the Computer Applications Program



- Lives Off Campus
- Maximum Pell is \$7,395
- Valid SAI = 0
- Student ID: 000-00-0001

- Enrollment:

Period of Enrollment	Credit Hours	Enrollment Intensity
Fall 2024	14	100%
Spring 2025	6	50%
Summer 2025	4	33%

- Allison did not enroll SU 2024 and has never been enrolled less than 50% enrollment intensity before the SU 2025 term

Allison's Cost of Attendance

Tuition and other institutional charges are the same for the regular academic year and following summer. For students enrolled in less than 6 credit hours, the financial aid office's policy is to include an allowance for living expenses in the COA for up to three semesters, of which not more than two semesters may be consecutive.



Allison's COA – Cont'd

The full-time academic year costs for a commuter student in the Computer Applications program are:

Tuition and fees		\$2,460
Books, course materials, supplies, and equipment	+	500
Living expenses	+	5,400
• Housing – 4,000		
• Food – 1,400		
Transportation	+	600
<u>Miscellaneous personal expenses</u>	+	<u>900</u>
Total costs	=	\$9,860



Exercises

- **Exercise A**
 - Calculate Allison's Pell Grant payment for 14 credits in the Fall 2024 Term
- **Exercise B**
 - Calculate Allison's Pell Grant payment if she enrolls in 6 hours in the Spring 2025 term.
- **Exercise C**
 - Calculate Allison's Pell Grant payment if she enrolls in 4 credit hours for Summer 2025.



Steps for Calculating Federal Pell Grant



Follow these steps for all formulas:

- 1. Determine Enrollment Intensity**
- 2. Calculate Federal Pell Grant COA**
- 3. Determine the annual award**
- 4. Determine the payment periods**
- 5. Calculate the payment for each payment period**

Exercise A

Federal Pell Grant Calculation Worksheet—Formula 1: Exercise A

- ◆ STANDARD-TERM CREDIT-HOUR PROGRAMS
- ◆ FULL TIME ≥ 12 CREDIT HOURS PER TERM FOR ALL TERMS

- ◆ NO OVERLAPPING TERMS
- ◆ ACADEMIC CALENDAR ≥ 30 WEEKS

Student Name: Allison

Student ID #: 000-00-0001

SAI from Valid ISIR: 0

Academic Term: Fall 2024

1. Determine the Enrollment Intensity

This student is enrolled for 14 credits for the fall term; check correct enrollment intensity percentage:

Enrollment Credit Hours	Enrollment Category	Enrollment Intensity	Fall Intensity
12 or more	Full Time	100%	←
11	Three Quarter Time	92%	
10		83%	
9		75%	
8	Half Time	67%	
7		58%	
6		50%	
5	Less Than Half Time	42%	
4		33%	
3		25%	
2		17%	
1		8%	

Exercise A

2. Calculate the COA

Full-time, full academic year costs:

\$ 9,860

3. Determine the Annual Award

a. Notate the Scheduled Award using the information provided in the scenario:

\$ 7,395

b. Multiply SA by the enrollment intensity from step 1 above; the annual award is:

\$ 7,395

4. Determine the Payment Periods *(For term-based credit-hour programs, the payment period is the term.)*

Number of terms in the academic year (fall through spring): 2

5. Calculate the Payment for the Payment Period

$$\begin{array}{r} \$ \underline{7,395} \\ \text{Annual award} \end{array} \div \begin{array}{r} \underline{2} \\ \text{Number of payment periods} \end{array} = \$ \underline{3,698}$$

Keep in mind, the payment is rounded to the nearest \$1.
(\$3,697.50 = \$3,698)

Exercise B

Federal Pell Grant Calculation Worksheet—Formula 1: Exercise B

- ◆ STANDARD-TERM CREDIT-HOUR PROGRAMS
- ◆ FULL TIME ≥ 12 CREDIT HOURS PER TERM FOR ALL TERMS

- ◆ NO OVERLAPPING TERMS
- ◆ ACADEMIC CALENDAR ≥ 30 WEEKS

Student Name: Allison

Student ID #: 000-00-0001

SAI from Valid ISIR: 0

Academic Term: Spring 2025

1. Determine the Enrollment Intensity

This student is enrolled for 6 credits for the spring term; check correct enrollment intensity percentage:

Enrollment Credit Hours	Enrollment Category	Enrollment Intensity	Spring Intensity
12 or more	Full Time	100%	
11	Three Quarter Time	92%	
10		83%	
9		75%	
8	Half Time	67%	
7		58%	
6		50%	←
5	Less Than Half Time	42%	
4		33%	
3		25%	
2		17%	
1		8%	

Exercise B

2. Calculate the COA

Full-time, full academic year costs:

\$ 9,860

3. Determine the Annual Award

a. Notate the Scheduled Award using the information provided in the scenario:

\$ 7,395

b. Multiply SA by the enrollment intensity from step 1 above; the annual award is:

\$ 3,698

4. Determine the Payment Periods *(For term-based credit-hour programs, the payment period is the term.)*

Number of terms in the academic year (fall through spring): 2

5. Calculate the Payment for the Payment Period

$$\begin{array}{r} \$ \underline{3,698} \\ \text{Annual award} \end{array} \div \begin{array}{r} \underline{2} \\ \text{Number of payment periods} \end{array} = \$ \underline{1,849}$$

If needed, round up for one disbursement and down for the other to avoid exceeding the annual award.

Exercise C

Federal Pell Grant Calculation Worksheet—Formula 1: Exercise C

- ◆ STANDARD-TERM CREDIT-HOUR PROGRAMS
- ◆ FULL TIME ≥ 12 CREDIT HOURS PER TERM FOR ALL TERMS

- ◆ NO OVERLAPPING TERMS
- ◆ ACADEMIC CALENDAR ≥ 30 WEEKS

Student Name: Allison

Student ID #: 000-00-0001

SAI from Valid ISIR: 0

Academic Term: Summer 2025

1. Determine the Enrollment Intensity

This student is enrolled for 4 credits for the summer term; check the correct enrollment intensity percentage:

Enrollment Credit Hours	Enrollment Category	Enrollment Intensity	Summer Intensity
12 or more	Full Time	100%	
11	Three Quarter Time	92%	
10		83%	
9		75%	
8	Half Time	67%	
7		58%	
6		50%	
5	Less Than Half Time	42%	
4		33%	←
3		25%	
2		17%	
1		8%	

Exercise C

2. Calculate the COA

Full-time, full academic year costs:

\$ 9,860

3. Determine the Annual Award

a. Notate the Scheduled Award using the information provided in the scenario:

\$ 7,395

b. Multiply SA by the enrollment intensity from step 1 above, the annual award is:

\$ 2,440

4. Determine the Payment Periods *(For term-based credit-hour programs, the payment period is the term.)*

Number of terms in the academic year (fall through spring): 2

5. Calculate the Payment for the Payment Period

$$\begin{array}{r} \$ \underline{2,440} \\ \text{Annual award} \end{array} \div \begin{array}{r} \underline{2} \\ \text{Number of payment periods} \end{array} = \$ \underline{1,220}$$

Pell Recalculations

Required Recalculations

- SAI changes resulting from:
 - Verification
 - Updates or Corrections; or
 - Professional judgment adjustments to applicant data
- Enrollment status changes
 - Between terms in the same award year; or
 - During the payment period before the student begins attendance in all courses originally scheduled for the payment period
- Student did not begin attendance

Institutional Options

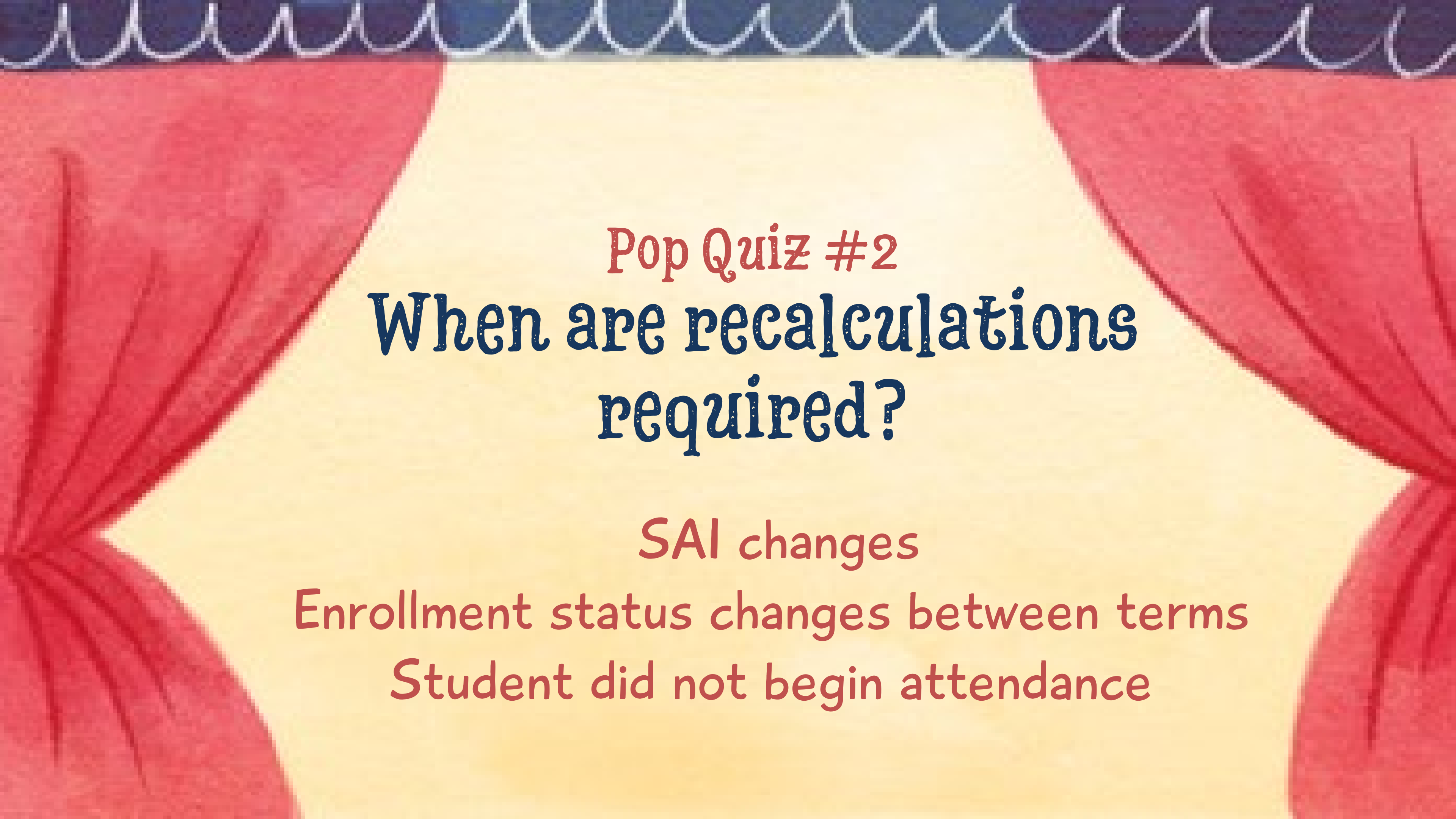
- The student's enrollment intensity changes within a payment period after beginning attendance in all classes for which the student has registered and received payment; or
- The student's COA changes, but not as the result of a change in enrollment history
- Recalculation for all changes in enrollment intensity, both increases and decreases:
 - Occurring throughout the term
 - That Occur up to a specific date (the PRD) within a payment period; or
 - No recalculation, provided the student begins attendance

In performing the recalculation, the enrollment intensity reflects only the classes the student actually began attending.

A stage with red curtains and a yellow spotlight. The text is centered on the spotlight.

Pop Quiz #2

When are recalculations
required?



Pop Quiz #2

When are recalculations required?

SAI changes

Enrollment status changes between terms

Student did not begin attendance

Pell Lifetime Eligibility Used – LEU

- **Consolidated Appropriations Act, 2012 –**
 - **Established Pell Lifetime Eligibility Used (LEU)**
 - **Lifetime limit of Pell is 12 full time semesters or its equivalent**
 - **Effective with the 2012-2013 award year**
 - **Applies to all students**
 - **Includes all years of the Pell/Basic Grant Program**
 - **Records date back to the 1973-1974 Award Year**



Pell LEU Calculation

- **12 semesters of full time Pell = 600% of Pell eligibility**
 - **100% per year (50% per full time semester – 2 semester program)**
- **C-flags will identify students that are close to 600%**
- **Calculate remaining percentage by visiting Common Origination & Disbursement (COD) or the National Student Loan Data System (NSLDS)**
- **Formula for remaining percentage is:**

$$600\% - \text{Previous Eligibility Used \%} = \text{Remaining Eligibility \%}$$

Pell LEU - Results

- **Once LEU reaches 600%, student is no longer eligible for Pell**
- **If LEU is more than 500% but less than 600%, partial eligibility for the current award year may be awarded**
 - **Partial award = Scheduled award x Remaining eligibility %**
- **Pell received prior to Consolidated Appropriations Act also counts in calculation**



Concurrent Enrollment



- **Student may ONLY receive Pell at ONE institution during any given semester/payment period**
- **If concurrent enrollment appears to exist, schools are notified by COD – PGMR files**
- **Student has a choice of which school to receive Pell from, typically from degree seeking/home institution**
- **One school MUST back out its payment to resolve the issue**

Potential Overaward Process (POP)

- **Student may receive only one Scheduled Award in the award year – 100% maximum**
 - **School(s) notified when COD system receives disbursement information that a student has received more than 100% of Scheduled award**
- **Exception – student may receive 150% of Pell if the additional eligibility indicator is checked in COD and student is receiving summer Pell**
 - **School(s) is notified when COD receives disbursement information showing greater than 150% of Scheduled award paid**
- **Schools have 30 days to resolve POP**



Year-Round Pell – YRP

- **Per the Consolidated Appropriations Act of 2017, a student may receive Pell Grant funds up to 150% of the Scheduled Award in an award year**
 - **The first 100% is the initial Pell award**
 - **The final 50% is considered the additional Pell award (YRP)**
- **The student must be enrolled at least half time during a semester they are receiving over 100% of the Scheduled award**



Year-Round Pell – YRP

- **Summer is a crossover payment period because the semester includes dates from two different aid years**
- **Institutions have choice of aid year for summer Pell**
 - **Pay out of the current aid year if eligibility in 150% remains**
 - **Pay out of future aid year with summer as a header**
- **May make decision on a student-by-student basis**
- **Must have valid ISIRs from both years to award Pell from future aid year**







Pop Quiz #3

Can COD or NSLDS show a student over 600%?

Pop Quiz #3

Can COD or NSLDS show a student over 600%?

YES



**FEDERAL
SUPPLEMENTAL
EDUCATIONAL
OPPORTUNITY GRANT
(FSEOG)**

FSEOG

- **Campus based program**
 - **Funding is limited**
- **Institution determines who receives funds based on regulations**
 - **Award amounts are determined by school**
 - **Range from \$100-\$4,000**
- **Must create policies and procedures to maintain awarding consistency and compliance**
- **FISAP – used to apply for funding, serves as annual report of expenditures**
 - **Fiscal Operations Report and Application to Participate**



FSEOG Eligibility



- **Undergraduate student**
- **First time bachelor's degree**
- **Must have exceptional need**
- **Must be a Pell grant recipient**

TEACH GRANT



TEACH Grant

- **How many of you have a teacher certification program or degree in education available to your students?**
- **How many of you award TEACH grants at your school?**
- **How does the population of your teach program compare to the number of students receiving TEACH?**



TEACH Grant Facts

- **Non-need based grant**
- **TEACH Grant is prorated based on actual enrollment**
- **Subject to 5.7% sequestration reduction**
- **Must complete entrance counseling and Agreement to Serve or Repay**
- **Grant will turn into unsubsidized loan if certain requirements are not fulfilled**
- **Undergraduate aggregate = \$16,000**
- **Graduate aggregate = \$8,000**



TEACH Grant Student Eligibility



- **Undergraduates, graduate students working towards a teacher certification**
- **Enrolled in an eligible TEACH Grant major – school determines based on high need areas**
- **Valid FAFSA**
- **Good SAP**
- **Meet one of these criteria**
 - **Current institution, transfer, or high school GPA of 3.25 or higher**
 - **National (ie SAT, ACT, GRE) test score from one subject must fall above the 75th percentile**
 - **Current teacher – applies to graduate students only**

TEACH Grant Awarding

- **Award based on**
 - **Enrollment status**
 - **Room left in cost of attendance (COA)**
 - **Room left in lifetime aggregate**

Enrollment	Statutory Award Annual Amount	5.7% Reduction Amount	Sequestration Award to Student
Full Time	\$4,000	\$228	\$3,772
$\frac{3}{4}$ time	\$3,000	\$171	\$2,829
Half Time	\$2,000	\$114	\$1,886
Less Than HT	\$1,000	\$57	\$943

TEACH Grant Service Requirement

- **Student must teach full-time in high-need subject areas for at least four years**
- **Have eight years to complete the four years of teaching**
- **High need subject areas include**
 - **Bilingual Education**
 - **English Language Acquisition**
 - **Foreign Language**
 - **Mathematics**
 - **Reading Specialist**
 - **Science**
 - **Special Education**



TEACH Grant Service Requirement

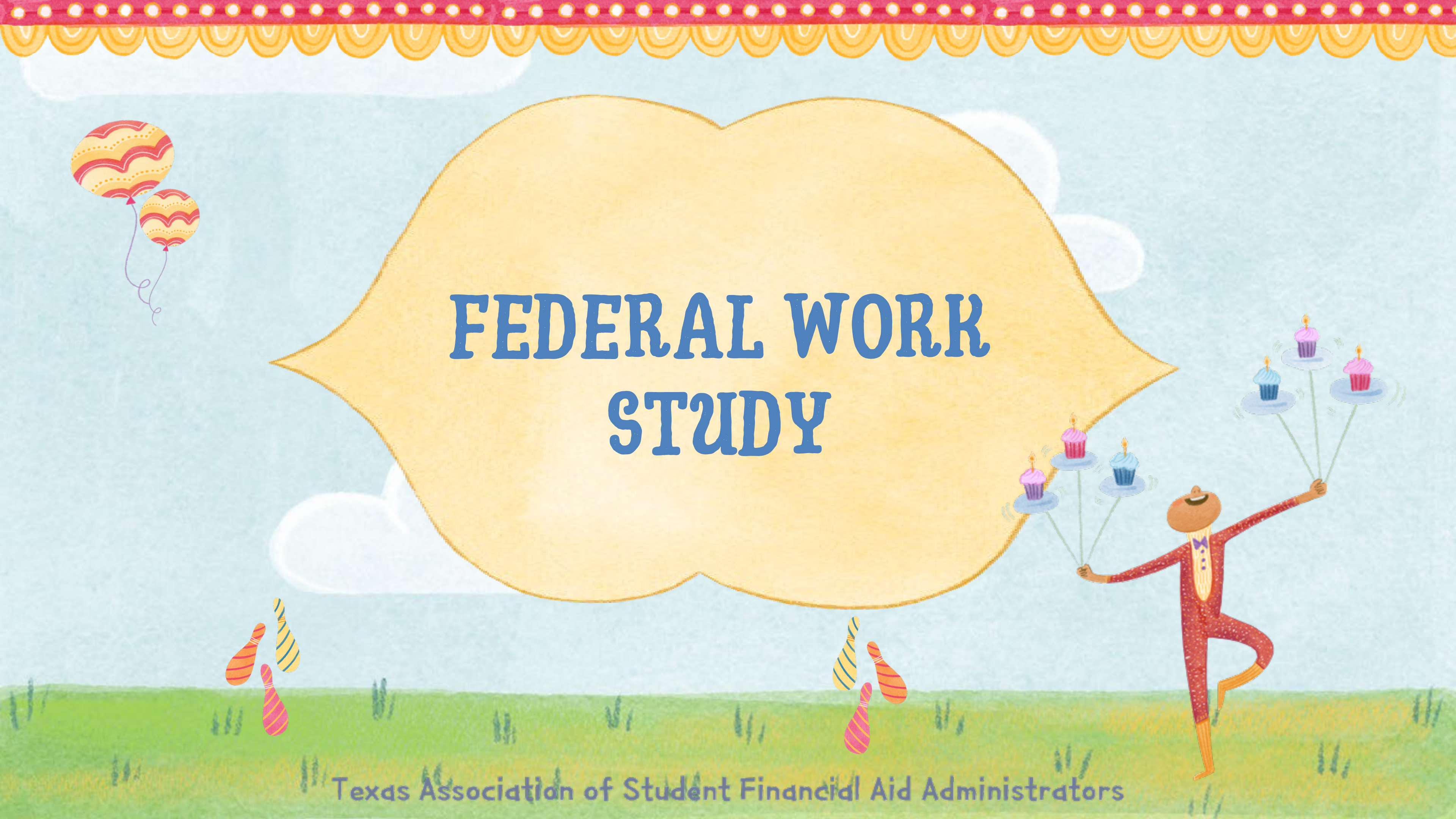

- **If the 4-year service agreement to teach is not fulfilled in eight-year period, the student will repay the grant as a Federal Direct Unsubsidized Loan with interest accrued from the date of disbursement**
- **Updated qualifying high need areas and low-income serving schools may be found on studentaid.gov**
- **Student will work with TEACH servicer to provide documentation of teaching service**
- **Servicer is now MOHELA**
 - **MOHELA – 1-888-866-4352**



TEACH Grant Ideas

- **Texas A&M has a survey in the student's portal instead of an email**
- **Auto posts employment verification letter request for graduate students that answer as a current teacher**
- **More money for students**





FEDERAL WORK STUDY

Texas Association of Student Financial Aid Administrators

What is work study?



- **Financial aid award that provides funding for wages for on-campus and some off-campus jobs**
- **Work study wages helps students pay for living expenses, books, travel costs, and other related expenses during the school year**
- **Federal government pays 75% of student's paycheck – funded by the work study award**
 - **Employer is responsible for the remaining 25%**

Work Study Eligibility

- **Students must meet general Title IV student eligibility requirements**
 - Meet satisfactory academic progress
 - Enroll half-time hours or more
 - Complete verification
- **Students must have financial need**



Types of Work Study

- **Federal Work Study**
- **Community Service**
 - Encourages students to use FWS funds off campus through local non-profit agencies, government offices and local schools
- **Off-Campus**
- **Reads & Counts Tutor Program**
 - Tutors are placed in local after-school programs and elementary school classrooms to work with students to improve their reading and math skills through one-on-one or small group tutoring.
- **Texas College Work Study**



Reporting FWS Earnings through COD System

- **Started with 2024-25 and the FAFSA Simplification Act**
- **FWS Earnings will be used to calculate the Student Aid Index (SAI)**
- **Schools must report the total gross amount of FWS earnings of the applicable calendar year**
 - **January 1, 2022-December 31, 2022**



Reporting FWS Earnings through COD System

- **Required Data Elements**
 - **Last name**
 - **Date of Birth (DOB)**
 - **Social Security Number (SSN)**
 - **CPS Transaction Number**
 - **Total FWS Earning**
 - **Calendar Year**
- **Additional data elements may be submitted. Full details about required and optional fields, valid values, and other business rules are in [Volume 4 of the COD Technical Reference](#).**



Resources

- FSA Handbook, Volume 3 Chapter 3 Pell awarding

- Pell Schedule:

<https://fsapartners.ed.gov/sites/default/files/2023-01/2023-24PaymentSchedule.pdf>

- Resolve rejects – COD Technical Reference, Volume II, Section 4 Edits:

<https://fsapartners.ed.gov/sites/default/files/2022-06/2324EDETtechnicalReferenceJuly2022Final.pdf>

- All the TEACH grant resources: <https://studentaid.gov/understand-aid/types/grants/teach>

Resources

- Federal Work Study Reporting

<https://fsapartners.ed.gov/knowledge-center/library/electronic-announcements/2023-07-21/operational-information-reporting-federal-work-study-earnings-cod-system-using-campus-based-xml-schema-version-10a#:~:text=Schools%20must%20report%2C%20for%20each,to%20the%20nearest%20whole%20dollar.>

- Volume 4 of COD Technical Reference

[2023-2024 COD Technical Reference: Volume 4: Campus-Based Record Layout \(Master File\) in PDF Format, 145 Pages, 579KB *](#)

QUESTIONS?



Thank You for
Completing our
Survey



Pell and Campus-Based Programs